

750 - 830 nm
830 - 920 nm
920 - 1100 nm
1100 - 1300 nm
1300 - 1450 nm
1450 - 1650 nm
1650 - 1850 nm
<b>1850 - 1900 nm</b>
1900 - 2200 nm
2200 - 2600 nm
2600 - 2900 nm

# DFB laser diodes from 1850 nm to 1900 nm


## nanoplus single mode laser diodes

nanoplus is the only manufacturer world-wide routinely providing single mode laser diodes at any wavelength from 750 nm to 2900 nm. Our patented distributed feedback laser diodes deliver single mode emission with well defined optical properties enabling a wide range of applications. At wavelengths from 7 to 12  $\mu\text{m}$ , nanoplus manufactures quantum cascade lasers.

nanoplus lasers operate reliably in more than 5000 installations worldwide, including chemical and metallurgical industries, gas pipelines, power plants, medical systems, airborne and satellite applications.

### key features

- ✓ very high spectral purity
- ✓ narrow linewidth typically < 3 MHz
- ✓ excellent reliability
- ✓ wide variety of packaging options
- ✓ customer-specific designs available



### application areas

- ✓ high performance gas sensing for process and environmental control
- ✓ precision metrology
- ✓ atomic clocks
- ✓ spectroscopy
- ✓ space technology

nanoplus lasers with excellent performance are specifically designed and characterized to fit your needs. This data sheet summarizes typical properties of nanoplus DFB lasers in the 1850 nm to 1900 nm range. In this wavelength range water vapor can be detected with very high sensitivity. Overleaf data for DFB lasers used in this application is given as an example.

general ratings (T = 25 °C)	symbol	unit	typical
optical output power	$P_{\text{out}}$	mW	5
reverse Voltage	$V_r$	V	4
forward Current	$I_f$	mA	100
side mode suppression ratio (SMSR)		dB	> 32

On request, lasers with specifically optimized properties, e.g. higher output power, are available.

laser packaging options
TO5.6 header with or without cap
TO9 header with or without cap
TO5 with TEC and NTC
butterfly housing with FC/APC fibre

For dimensions and accessories, please see [www.nanoplus.com](http://www.nanoplus.com)  
 Further packaging options available on request.

device protected by  
 US patent 6.671.306  
 US patent 6.846.689  
 EU patent EP0984535

nanoplus  
 Nanosystems and Technologies GmbH  
 Oberer Kirschberg 4  
 D-97218 Gerbrunn

phone: +49 (0) 931 90827-0  
 fax: +49 (0) 931 90827-19  
 email: [sales@nanoplus.com](mailto:sales@nanoplus.com)  
 internet: [www.nanoplus.com](http://www.nanoplus.com)

© copyright nanoplus GmbH 2010, all rights reserved.  
 nanoplus GmbH reserves the right to modify these specifications at any time without notice and is not liable for errors.

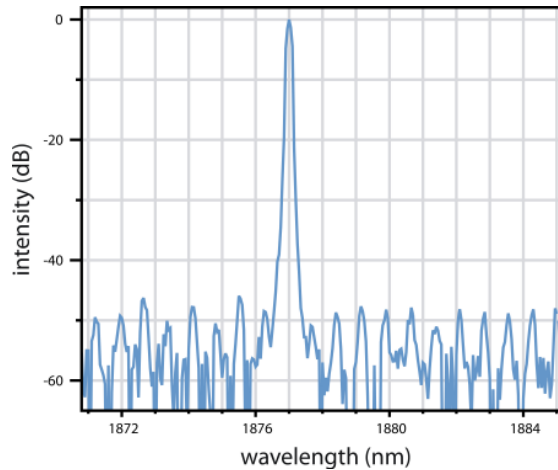


# nanoplus DFB laser diodes at 1877 nm

A wide variety of gas molecules, defects in solids etc. exhibit characteristic absorption lines in the near infrared. DFB lasers emitting at 1877 nm are perfectly suited for sensitive detection of small H<sub>2</sub>O concentrations. For this application, highly stable laterally and longitudinally single mode lasers are required.

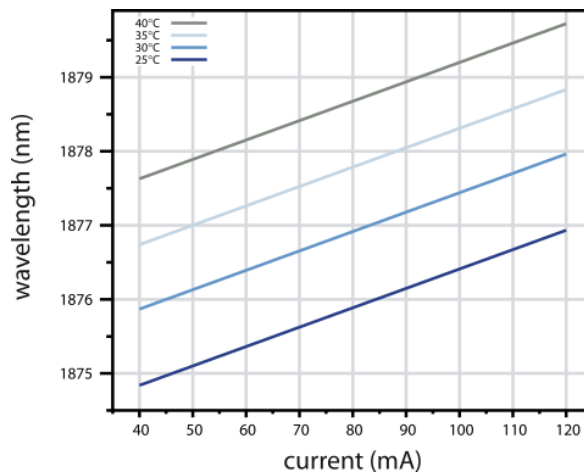
This data sheet reports performance data of nanoplus DFB lasers at this wavelength. Similar performance data are obtained in the entire wavelength range from 1850 nm to 1900 nm. For examples of performance data of nanoplus lasers in other wavelength ranges, please see [www.nanoplus.com](http://www.nanoplus.com) or contact [sales@nanoplus.com](mailto:sales@nanoplus.com).

Fig. 1  
Room temperature cw spectrum of a nanoplus DFB laser diode operating at 1877 nm



In many applications, temperature and/or current variations are used to adjust the laser emission precisely to the target wavelength.

Fig. 2  
Mode hop free tuning of 1877 nm based DFBs by current variation at different temperatures



electrooptical characteristics (T = 25 °C)	symbol	unit	min	typ	max
peak wavelength	$\lambda$	nm	1876	1877	1878
threshold current	$I_{th}$	mA	20	35	65
slope efficiency	e	mW / mA	0.07	0.10	0.23
temperature tuning coefficient	$C_T$	nm / K	0.17	0.20	0.23
current tuning coefficient	$C_I$	nm / mA	0.015	0.020	0.035
slow axis (FWHM)		degrees	20	30	40
fast axis (FWHM)		degrees	40	50	60
emitting area	W x H	$\mu\text{m} \times \mu\text{m}$	3 x 1	4 x 1.5	5 x 2
storage temperatures	$T_S$	°C	- 40	+ 20	+ 80
operational temperature at case	$T_c$	°C	- 20	+ 25	+ 50

We will be happy to answer further questions. Please contact us at [sales@nanoplus.com](mailto:sales@nanoplus.com)

